



Family Membership

User Guide for JustGo

What's inside?



- [What is Family Membership?](#)
- [How do I setup Family Membership?](#)
- [How do I add Family Membership details?](#)
- [How do I set Family Membership combinations?](#)
- [How do I apply Subscription discount in addition to family discount?](#)
- [Can I configure prices for additional members?](#)
- [How do I add benefits to my Family Membership?](#)
- [What additional settings are available for my Family Membership?](#)
- [What else do I need to know?](#)

What is Family Membership?



Family membership is a sophisticated discount feature that allows you to group memberships and apply a discount specifically for families. It is not enough for the family members to share a name or an address, they must also be linked together using the family feature.

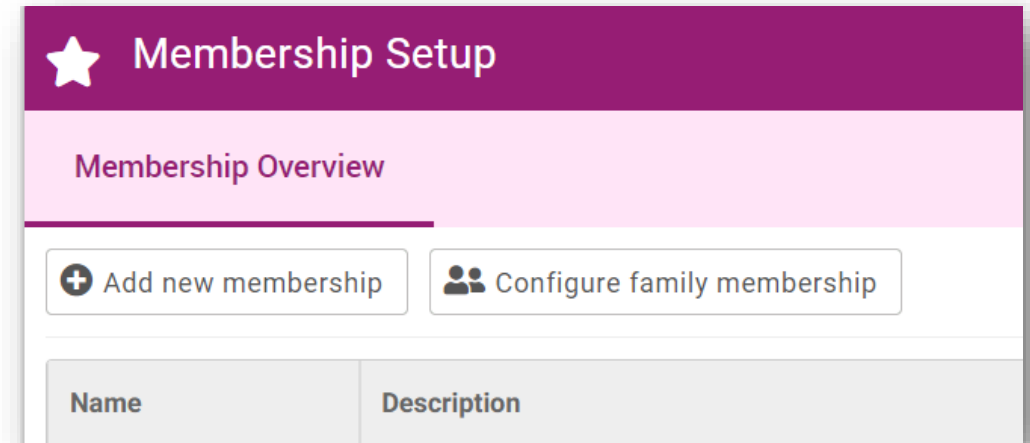
FOR EXAMPLE

2 adults and 2 children connected to the same family may receive a 50% discount off the total price of their memberships.

How do I setup Family Membership?



In the membership overview click on
Configure family membership



How do I add Family Membership Details?


Ticking the box for **Do you want to activate Family Membership / Discounting** will activate your family memberships.

Membership Name is presented to the member during the purchase process.

Description is visible to the member, this may contain the combination required to achieve the family discount.

Membership Image will be displayed to the member.


1 Family Membership Details

Do you want to activate Family Membership / Discounting? 

Membership Name:
 *

Description:

Colour:

Membership Image


How do I set Family Membership combinations?



There are two ways to set family membership combinations.

Age will allow you to say 2 adults & 2 children. The system will automatically determine this using the date of birth of the member during purchase.

Type allows you to be specific with the membership types saying 2 Adult memberships and 2 Junior memberships as seen in the screenshot on the right. In step one you simply select the memberships that are valid for family discount.

A screenshot of a web form titled "2 Price and Combination Setup". The form contains the following elements:

- A heading: "2 Price and Combination Setup"
- Text: "You can setup your family membership using the following methods"
- Two radio button options:
 - Age** Set your Adult/Child age threshold and then setup your con
 - Type** Setup your combinations using your specific membership t
- Section header: **Age & Membership Settings**
- Text: "Select which memberships are valid for family membership *"
- Two checked checkbox options:
 - Adult (£25)
 - Junior (£10)

Continued on the next page...

How do I set Family Membership combinations?



Setting combinations is simple. You can see in the screenshot below we have set the criteria for between 1 and 2 Adult membership and between 1 and 3 Junior memberships. This means any combination between 2 and 5 members (with a minimum of 2) will entitle the buyer to a 20% discount.

The screenshot shows a user interface for setting membership combinations. It features a list of combinations under the heading "Combinations". The first combination is numbered "1." and includes the following fields: "Adult (£25)" with a green checkmark, a "Between" dropdown menu, a "1" input field, the word "and", a "2" input field, "Junior (£10)" with a green checkmark, another "Between" dropdown menu, a "1" input field, the word "and", a "3" input field, "Minimum Family Members" with a "2" input field, "Price" with a "Percentage" dropdown menu, and a "20.00" input field. A trash icon is located to the right of the price field. Below the list is a blue button with a person icon and the text "Add New Combination".

How do I apply Subscription discount in addition to family discount?



Use the **Subscription Discount Amount** box to enter the subscription discount, You can also use the percentage switcher to give discount on percentage.

A screenshot of a web form titled "Subscription Discount Amount". It features a text input field containing the value "0.00". Below the input field is a toggle switch labeled "Is Percentage", which is currently turned off.

Can I configure prices for additional members?



It is possible to configure prices for each additional adult or child who does not meet the family criteria but only if the **Age** method of configuration is being used.

FOR EXAMPLE

You have configured 2 adults and 2 children as your combination but the family has 3 children. You can determine the cost for the extra child.

Price for any additional Adults

- Full Price
- Free
- Set a specific price

Price for any additional Children

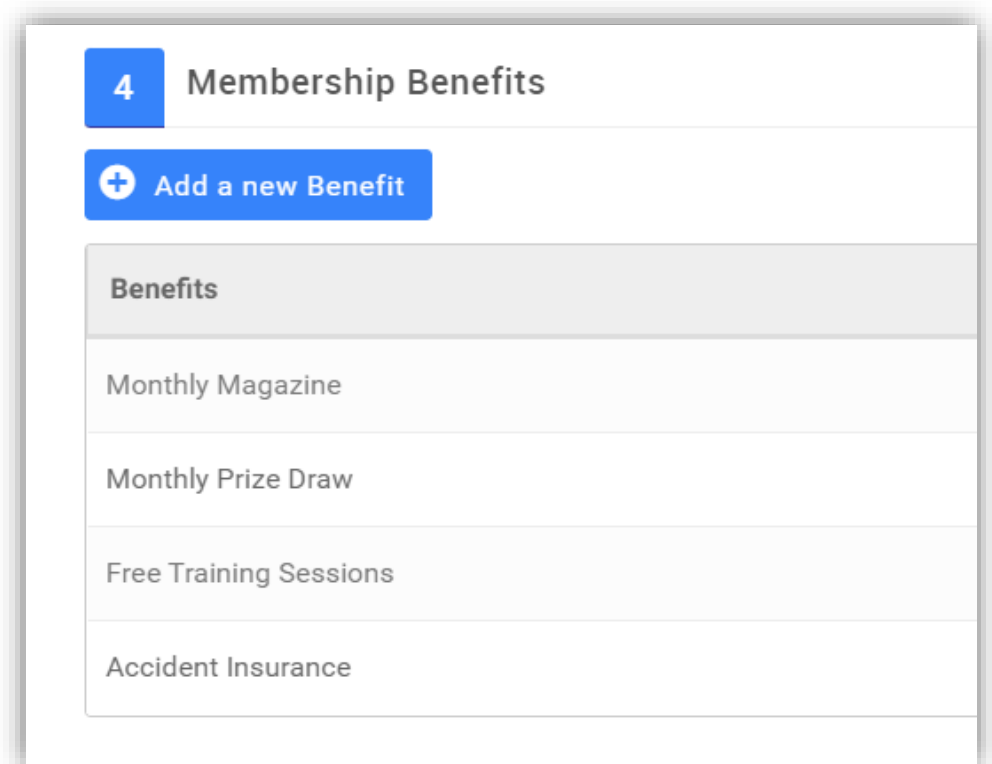
- Full Price
- Free
- Set a specific price

How do I add benefits to my Family Membership?



Benefits allows you to add the benefits of the Membership and are displayed to the member before purchase.

You can add benefits using the Add a new Benefit button and typing free text into the box.



What additional settings are available for Family Membership?



You have the ability to determine the **position** that the family membership will be shown to the member in comparison to the other available membership types.

You can also select the **category** in which you would like to display your family membership.

A screenshot of a settings dialog box titled "4 Settings". It contains two main sections. The first section is titled "Position that family membership will be shown" and features a dropdown menu with three options: "Show family membership as the first option" (which is currently selected and highlighted in green), "Show family membership as the first option", and "Show family membership as the last option". The second section is titled "Select categories to enable Family Membership" and includes a checked checkbox labeled "Membership". At the bottom right of the dialog, there are two buttons: "Cancel" and "Save".

What else do I need to know?



The discount applied to Family Membership will be determined by the configuration you have chosen. You cannot double discount with another type of discounting method.

If you select multiple combinations, the cheapest combination to the member will be the one applied at checkout as long as they have successfully met the criteria.